

250 Watt Pulse Start Lamp

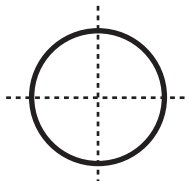
37517 DATA SHEET

UNIFORM PULSE START METAL HALIDE LIGHTING SYSTEMS



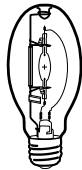
VENTURE
LIGHTING

UNI-FORM
PULSE START METAL HALIDE LIGHTING SYSTEMS



Universal
Any Position

ED28



Dia. = 3.5" (90mm)
MOL = 8.3" (211mm)
LCL = 5.0" (127mm)
Base = Mogul (E39)

MH 250W/U/PS/740 GENERAL Characteristics

Lamp Type	MH Pulse Start Single Ended
ANSI Code	M138, M153/E
Bulb Shape	ED28
Base Type	Mogul (E39)
Bulb Finish	Clear
Rated Life (V)	20000 hours
Rated Life (H)	15000 hours
Operating Position	Universal

PHOTOMETRIC

Initial Lumens / LPW (V)	25000 / 100
Initial Lumens / LPW (H)	22500 / 90
Lamp Lumen Depreciation (LLD)	0.86 (86%) @ 8000 hours
Correlated Color Temperature	4000K
Chromaticity Coordinates (CIE-x,y)	.385 .390
Color Rendering Index (CRI) R_a	68

PHYSICAL

Bulb Diameter	3.5" (90mm)
Max. Overall Length (MOL)	8.3" (211mm)
Light Center Length (LCL)	5.0" (127mm)
Effective Arc Length	29.7mm
Max. Base Temperature (°C)	210
Max. Bulb Temperature (°C)	400
Socket Pulse Rating (KV)	4
Luminaire Type	Enclosed Rated

ELECTRICAL

Lamp Watts	250
Lamp Oper. Voltage (Nom.)	133

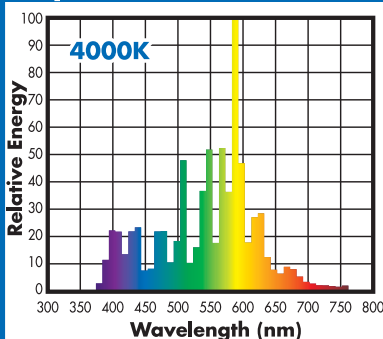
SUSTAINABILITY

Mercury Amount (mg)	19.3
Picograms of Hg per Mean Lumen Hour (V)	45

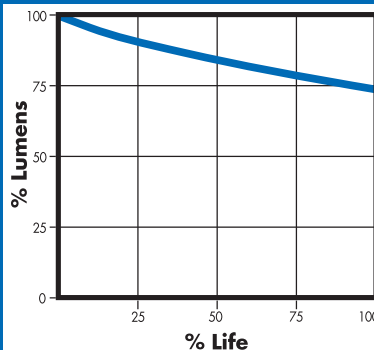
NOTES

- Lamp performance ratings published in this data sheet are based upon operation with approved electronic ballasts.
- Nominal color temperature rating is based on Vertical ($\pm 15^\circ$) operation of the lamp. Off-vertical positions will result in higher color temperature.
- Minimum Starting Temperature: $-40^\circ\text{C}/^\circ\text{F}$.

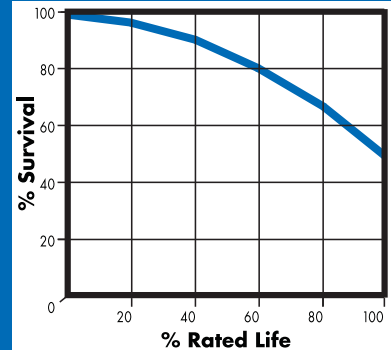
Spectral Distribution



Lumen Maintenance



Lamp Mortality



(800) 451-2606

Fax: (800) 451-2605

2451 Enterprise Parkway East

Twinsburg, Ohio 44087 USA

E-mail: venture@adlt.com

VentureLighting.com

THIS LAMP CONFORMS TO FEDERAL STANDARD 21 CFR 1040.30

Complies with (CE), Low Voltage (CE), WEEE and RoHS Directives

Warning: This lamp can cause skin burn and eye inflammation from shortwave ultraviolet radiation if outer envelope of the lamp is broken or punctured. Do not use where people will remain for more than a few minutes unless adequate shielding or other safety precautions are used. Lamps that will automatically extinguish when outer envelope is broken or punctured are commercially available.