




Emergency Ballasts

Compact Fluorescent

B94GU / B94CGU



Project: _____
 Type: _____
 Model No: _____ Qty: _____
 Date: _____
 Notes: _____

For use with 4-Pin Compact Lamps
 w/o Integral Starters
 Suitable for Low-Mercury Lamps
 Universal Input Voltage

Product order number: see back page for models / configurations
 Replaces model B94G or B94CG

Specifications

UL LISTED For US and Canada

Factory or Field Installation
 (Indoor and Damp)

Illumination Time

90 Minutes

Initial Light Output

300 - 750

Full Warranty

2 Years (NOT pro-rata)

Universal Input Voltage

120 through 277 VAC, 50 or 60 Hz

AC Input Current

50 mA

AC Input Power Rating

4.0 Watts

Test Switch

Single Pole

Battery

High-Temperature, Maintenance-Free
 Nickel-Cadmium Battery
 7- to 10-Year Life Expectancy

Battery Charging Current

300 mA

Recharge Time

24 Hours

Charging Indicator Light

LED

Temperature Rating (Ambient)

0°C to +50°C (32°F to 122°F)

Dimensions

9.4" x 2.4" x 1.5"
 (238 mm x 60 mm x 38 mm)
 2' (610 mm) Flex Conduit Each End
 Mounting Center 8.9" (226 mm)

Weight

3.0 lbs. (1.4 kg)

Benefits:

- Compatible with low-mercury lamps
- One-lamp emergency illumination
- End-of-Lamp-Life Compatible

Dimensions

9.4" x 2.4" x 1.5" (mounting center - 8.9")

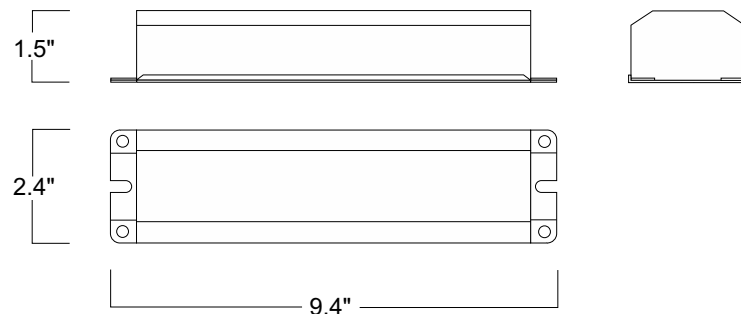


Table 1 Initial Lumen Output

LAMP (4-PIN)	LUMENS
	1 Lamp
PL-T 42 W/4P, Dulux T/E 42W	750
PL-T 32 W/4P, Dulux T/E 32 W	700
PL-T 26 W/4P, Dulux T/E 26 W, F26TBX/4P	525
PL-T 18 W/4P, Dulux T/E 18 W, F18TBX/4P	450
PL-C 26 W/4P, Dulux D/E 26 W, F26DBX/4P	525
PL-C 18 W/4P, Dulux D/E 18 W, F18DBX/4P	400
PL-C 13 W/4P, Dulux D/E 13 W, F13DBX/4P	325
PL-L 40 W, Dulux L 40 W, F40/30BX/4P	650
PL-L 36 W, Dulux L 39 W, F39/3BX/4P	600
PL-L 24 W, Dulux L 27 W, F27/24BX/4P	425
PL-C 18 W, Dulux L 18 W, F18 BX	300
F382D/4P	625



B94GU / B94CGU

Flourescent Emergency Ballast, 4-pin Compact Lamps w/o Integral Starter

APPLICATION

The B94xxx emergency ballast works in conjunction with an AC ballast to convert new or existing fluorescent fixtures into emergency lighting. The emergency ballast consists of a high-temperature nickel-cadmium battery, charger and electronic circuitry in one compact case. The B94xxx can be used with one 18 - 42 W (4-pin) twin, quad or triple twin-tube compact. It is also compatible with most one-, two-, three- and four-lamp electronic, standard, energy-saving and dimming AC ballasts. If used in an emergency-only fixture, no AC ballast is necessary. The B94xxx is suitable for indoor and damp locations. It is not suitable for air handling heated air outlets or wet or hazardous locations. For information about specific lamp and ballast compatibility, please call the factory.

OPERATION

When AC power fails, the B94xxx immediately switches to the emergency mode, operating one lamp at a reduced lumen output for a minimum of 90 minutes. When AC power is restored, the emergency ballast automatically returns to the charging mode and, using a patented circuit, delays AC ballast operation for approximately three seconds to prevent false tripping of the AC ballast end-of-lamp-life shutdown circuits.

INSTALLATION

The B94xxx does not affect normal fixture operation and may be used with either a switched or unswitched fixture. If a switched fixture is used, an unswitched hot must be connected to the emergency ballast. The emergency ballast must be fed from the same branch circuit as the AC ballast. The B94xxx may be installed on top of or remote from the fixture. The emergency ballast may be remotely installed up to half the distance the AC ballast manufacturer recommends removing the AC ballast from the lamp or up to 10 feet, whichever is less. Installation is not recommended with fixtures where the ambient temperature may fall below 0°C. For simple visual inspection of the charging indicator light and easy operational testing, the test/monitor plate can be installed near the fixture wall switch. It may also be installed in the ceiling near the fixture to ensure an unobtrusive installation.

EMERGENCY ILLUMINATION

Depending on the wattage and type of lamp selected, the B94xxx produces 300 to 750 lumens initial emergency light output (see Table 1). During emergency operation, one lamp is illuminated, even if installed with a multi-lamp AC ballast.

SPECIFICATION

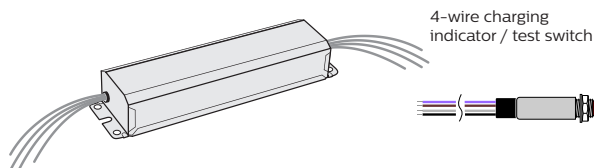
Emergency lighting shall be provided by using a standard fluorescent fixture equipped with a Philips

Bodine B94xxx emergency ballast. The emergency ballast shall consist of a high-temperature, maintenance-free nickel-cadmium battery, charger and electronic circuitry contained in one 9 3/8" x 2 3/8" x 1 1/2" metal case. (See options below for test switch, charging indicator, and wire harness or conduit configurations.) The emergency ballast, using a patented circuit, shall delay AC ballast operation for approximately three seconds to prevent false tripping of AC ballast end-of-lamp-life shutdown circuits. The emergency ballast shall be capable of operating one _____ fluorescent lamp at _____ lumens (see Table 1) initial light output in the emergency mode for a minimum of 90 minutes. It shall be suitable for indoor and damp locations. The B94xxx shall have 4.0 Watts of input power and a 14.4 Watt-hour battery capacity and shall comply with emergency standards set forth by the current NEC and CEC. The emergency ballast shall be UL Listed for installation on top of or remote from the fixture and shall be warranted for a full two years from date of purchase.

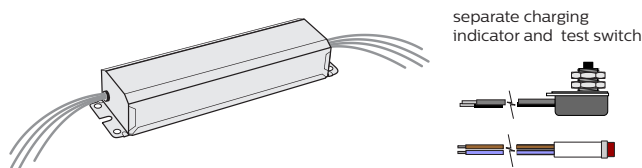
WARRANTY

Model B94xxx is warranted for two (2) full years from date of purchase. Please see detailed warranty information on our web site.

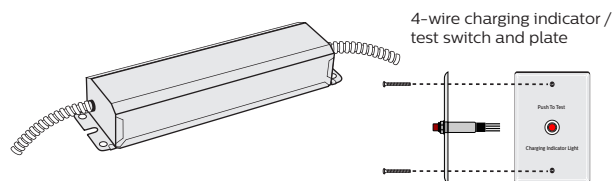
Optional Configurations (with order numbers)



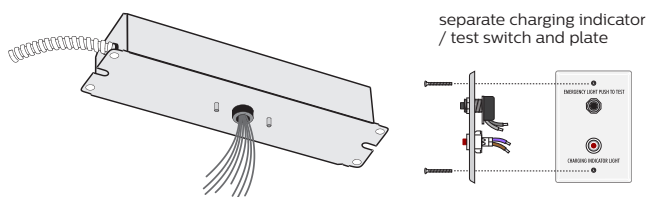
B94GU Type 1, Option 3 - Order number B94GUT103



B94GU Type 1, Option 4 - Order number B94GUT104



B94CGU Type 1, Option 2 - Order number B94CGUM



B94CGU Type 2, Option 1 - Order number B94CGU2

© 2016 Philips Lighting Holding B.V. All rights reserved. Philips reserves the right to make changes in specifications and/or to discontinue any product at any time without notice or obligation and will not be liable for any consequences resulting from the use of this publication.



Philips Emergency Lighting
236 Mt. Pleasant Rd.
Collierville, TN 38017
Tech Support: 888.263.4638
Sales: 800.223.5728