

QUICKTRONIC® POWERSENSE® T8 Universal Voltage Dimming Systems



**Fluorescent Controllable
Lighting Systems**

High Efficiency Series

**POWERSENSE
T8 DIM**

Lamp / Ballast Guide

32W T8 – SYLVANIA OCTRON® lamps

- 1-lamp QHE1x32T8/UNV DIM
- 2-lamp QHE2x32T8/UNV DIM
- 3-lamp QHE3x32T8/UNV DIM
- 4-lamp QHE4x32T8/UNV DIM

Primary Lamp Types

F032, F032 & F031

Also operates:

F030/SS, F028/SS, F025/SS, F025, F017, F024 & F016

Key System Features

- Industry's first ballast that combines dimming inputs from 0-10V and/or two-wire AC dimming providing maximum flexibility
- Compatible with low voltage and power line fluorescent dimmers
- **High Efficiency**
- NEMA Premium Electronic Ballast Program compliant
- Lamp Detection Technology
- Universal voltage (120-277V)
- 100-5% Dimming Range
- PROStart® Programmed Rapid Start
- Anti-flash circuitry – turns on in dimmed mode
- Operates at >42 kHz
- QUICK 60+ ballast and lamp warranty
- RoHS compliant
- Lead-free solder and manufacturing process



Application Information


SYLVANIA QUICKTRONIC POWERSENSE ballasts

are ideally suited for:

- Occupancy sensors
- Daylight harvesting
- Energy management
- Load shedding
- New construction
- Retrofit

SYLVANIA QUICKTRONIC High Efficiency POWERSENSE T8 electronic ballasts offer several advantages:

- **Wide Dimming Range:** operate linear fluorescent T8 lamps over a 100-5% dimming range and provide true versatility in controls selection.
- **Industry's Most Adaptable Dimming Ballast:** ballasts feature micro-controller technology for compatibility with:
 - low voltage controls
 - power line fluorescent dimmers
 - any line voltage from 120V to 277V
- **Unmatched Performance:** patented lamp detection technology that virtually eliminates variations in brightness from lamp-to-lamp and provides uniform lighting throughout the dimming range. At light levels of >75% unnecessary lamp-coil power is turned off, delivering energy efficiencies comparable to non-dimming Instant start electronic ballast. This technology also eases installation and troubleshooting by recognizing failed lamps, faulty wiring or loose connections, and shutting down. When the problem is corrected, the system restarts automatically.



- **NEMA Premium Electronic Ballast Program compliant.** This program promotes the use of high efficiency T8 electronic ballasts by meeting or exceeding the Ballast Efficiency Factors, (BEF) established by the CEE, (Consortium for Energy Efficiency). For additional information on this program go to: www.cee1.org or www.nema.org

These ballasts are RoHS compliant and feature lead-free solder and manufacturing process.

Setting the standard for quality, QUICKTRONIC POWERSENSE ballasts are covered by the QUICK 60+® warranty, the first and most comprehensive lamp & ballast system warranty in the industry.

System Information

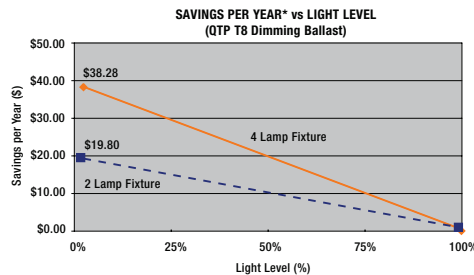
QUICKTRONIC POWERSENSE ballasts operate from standard low voltage (0-10VDC) fluorescent controllers or compatible 2-wire power line fluorescent dimmers, making them ideal for individual office lighting or automated building applications, both in new construction and retrofit projects.

For the individual office or conference room, installation can be streamlined by using a 2-wire power line fluorescent dimmer; eliminating the need for additional control wires.

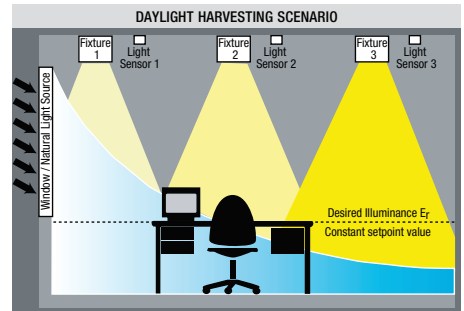
For more advanced systems, such as daylight harvesting or building automation applications, standard low voltage devices

(0-10VDC, Class 1 or 2) are used to control the lighting system. In this daylight harvesting example, each lighting fixture (or fixture row) is controlled by its own photosensor; regulating the light output to compensate for changes in natural daylight. Depending upon the specific application, energy savings of up to 60% compared to fixed output T8 electronic systems can be realized.

All QUICKTRONIC POWERSENSE ballasts include a line voltage protection circuit, which protects the ballast in the event that line voltage is inadvertently applied to the low voltage control inputs.



* F032/XP lamps with QUICKTRONIC T8 POWERSENSE ballast
 * Based on 4000 hrs/yr, \$0.11/kWh, and 120W operation
 * Savings per Year (€Light Level) = Cost of operation (100% Light Level) - Cost of operation (€Light Level)



SPECIFICATION DATA

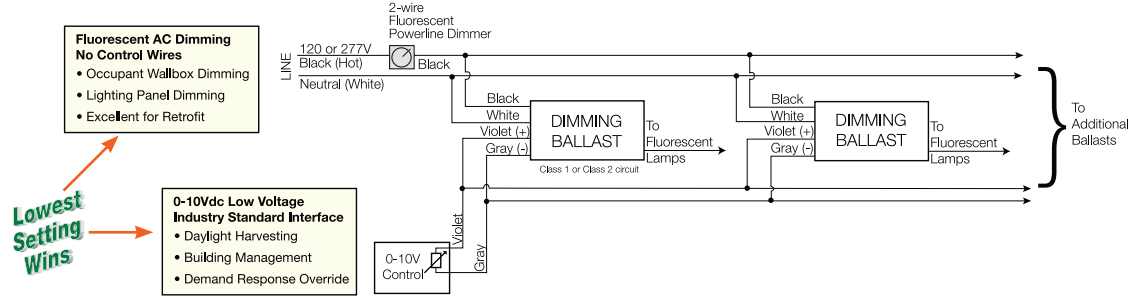
Catalog #	Date	Type
Project	Prepared by	
Comments		

T8 POWERSENSE®
High Efficiency

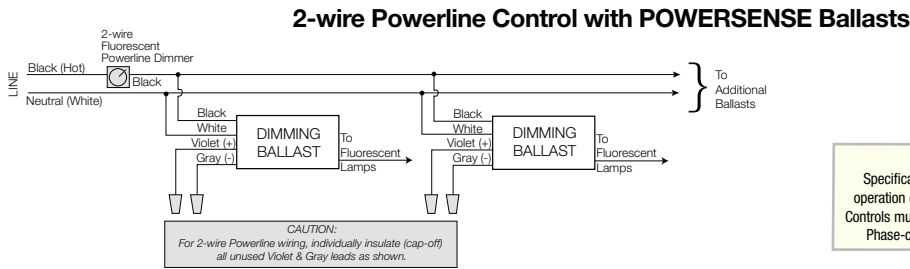
QUICKTRONIC® POWERSENSE® Dimming UNV - Dimming Control Wiring Examples

Industry's 1st Ballast That Allows POWERLINE Fluorescent Control **AND** 0-10Vdc Control Input Simultaneously

2-wire Powerline AND 0-10Vdc Control with POWERSENSE Ballasts



Wallbox Style 2-wire Powerline Control Wiring Example



Powerline Control Specs:
Specification-grade controls are available for 120V or 277V operation of controllable analog electronic fluorescent ballasts. Controls must be suitably rated for both the type (e.g. Fluorescent Phase-control) and size (e.g. 600W of the connected load).

Examples: Leviton IPX series operate as single pole or 3-way models. Available in 120V and 277V models. Leviton 6668-1W (white) 120V single pole fluorescent dimmer.

Wallbox Style 0-10V Control with Power Switch Wiring Example

0-10V DC Control with POWERSENSE Ballasts

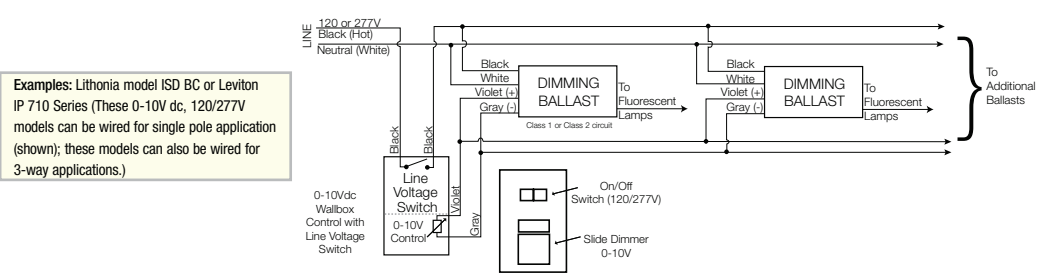
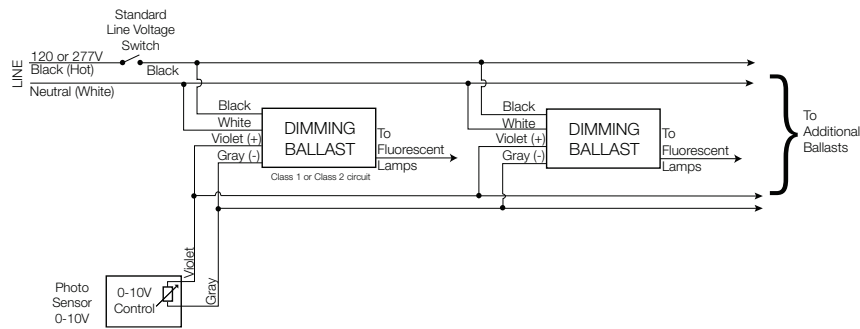


Photo Sensor 0-10V Wiring Example

0-10V DC Control with POWERSENSE Ballasts

Photo Sensor 0-10V Wiring Example



SPECIFICATION DATA

Catalog #	Date	Type
Project	Prepared by	
Comments		

T8 POWERSENSE®
High Efficiency
Controls Guide

QUICKTRONIC® POWERSENSE® Controls Information



Controls Manufacturer	Fluorescent Powerline Controllers	0-10 VDC Controllers	Photo Cells	Occupancy Sensors	Building Management Systems
Acuity Brand Controls www.acuitybrandscontrols.com	X	X	X	X	X
Blue Ridge Technologies www.brnt.com	X	X	X	X	X
Cooper Greengate http://greengate.coopercontrol.com		X	X	X	X
Hunt Dimming www.huntdimming.com	X	X			X
Lehigh Electric Products www.lehighdim.com	X	X			X
Leviton www.leviton.com	X	X	X	X	
Sensor Switch www.sensorswitch.com			X	X	
Siemens Building Technology http://sbt.siemens.com					X
Starfield Controls www.starfieldcorp.com		X	X	X	X
Watt Stopper www.wattstopper.com	X	X	X	X	X

Contact the companies listed for their 2-wire Fluorescent/Powerline controls and/or 0-10V controls information.

T8 POWERSENSE Dimming Ballast
 50735 QHE 1x32T8/UNV DIM-TC
 50736 QHE 2x32T8/UNV DIM-TC
 50737 QHE 3x32T8/UNV DIM-TCL
 50738 QHE 4x32T8/UNV DIM-TCL

**POWERSENSE
 CONTROLS**

Please contact controls manufacturer to order/specify controls. For the latest controls list go to www.sylvania.com
 Also, for more information, refer to the LCA (Lighting Controls Association) site: <http://lightingcontrolsassociation.org>

Dimensions:

TC enclosure

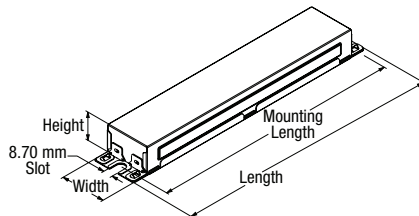
Overall: 9.5" L x 1.68" W x 1.0" H (241 x 43 x 25 mm)

Mounting: 8.90" (226 mm)

Weight: 1.1 lbs each (500 g)

Wiring:

Leads Only



Dimensions:

TCL enclosure

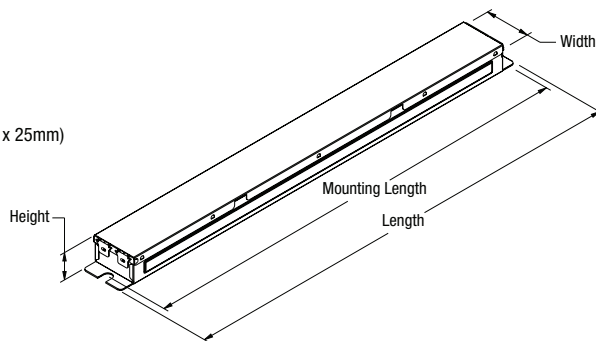
Overall: 16.7" L x 1.68" W x 1.0" H (425mm x 43mm x 25mm)

Mounting: 16.2" (411 mm)

Weight: 2.1 lbs each (950 g)

Wiring:

Leads Only



WARNING:

Install and wire these ballast and controls in accordance with the National Electrical Code (NEC), all applicable Federal, State and local electrical codes, as well as the specific instructions provided with the compatible control that you purchased. Installation should be performed by qualified personnel only.

These instructions are guidelines only. Installation may vary for different controls/fixtures/applications. Be sure to follow the control instructions and all applicable codes and standards when installing dimming systems.

Please contact controls manufacturer listed in the OSRAM SYLVANIA Inc. controls cross reference for compatible controls and instruction wiring

NOTES: 1. Dimming ballasts source <0.5mA (0-10VDC control input).
 2. Powerline controls must be rated for the type (e.g. Fluorescent Phase-control) and size (e.g. 600W, 1000W, 1500W & 2000W etc.) of the connected load. Do NOT use incandescent powerline controls; incandescent dimmers are not rated for fluorescent loads and are NOT compatible with POWERSENSE ballasts.

OSRAM SYLVANIA
National Customer
Service and Sales Center
 1-800-LIGHTBULB
 (1-800-544-4828)
www.sylvania.com



Control Specifications/model numbers may change.

Please consult manufacturers listed for their latest control models and to order their controls.

SPECIFICATION DATA

Catalog #	Date	Type
Project	Prepared by	
Comments		

High Efficiency, T8 Controllable Lighting Systems, UNV (120-277V)



Item Number	OSRAM SYLVANIA Description	Input Current (AMPS)	Lamp Type	Rated Lumens (lm)	No. of Lamps	Ballast Factor (BF)	System Lumens	Mean Lumens	Input Power (W) 120V 277V	System ¹ Efficacy (lm/W)	BEF ²	
50735	QHE1x32T8/UNV DIM-TC	0.27/0.12	F032XP	3000	1	0.88 0.05	2640 150	2480 140	30 8	30 8	88	2.93
		0.24/0.11	F030/SS	2850	1	0.88 0.05	2510 145	2360 135	28 8	28 8	90	3.14
		0.22/0.10	F028/SS	2725	1	0.88 0.05	2400 135	2255 130	25 8	25 8	96	3.52
		0.20/0.09	F025/SS	2475	1	0.88 0.05	2180 125	2045 115	23 7	23 7	95	3.83
50736	QHE2x32T8/UNV DIM-TC	0.51/0.24	F032XP	3000	2	0.88 0.05	5280 300	4965 280	59 14	57 14	93	1.54
		0.48/0.20	F030/SS	2850	2	0.88 0.05	5015 285	4715 270	55 14	53 14	95	1.66
		0.43/0.18	F028/SS	2725	2	0.88 0.05	4795 275	4510 255	51 13	49 13	98	1.80
		0.39/0.16	F025/SS	2475	2	0.88 0.05	4355 250	4095 235	45 13	44 13	99	2.00
50737	QHE3x32T8/UNV DIM-TCL	0.73/0.30	F032XP	3000	3	0.88 0.05	7920 450	7445 425	87 20	84 20	94	1.05
		0.68/0.30	F030/SS	2850	3	0.88 0.05	7525 430	7075 400	81 20	78 20	96	1.13
		0.62/0.26	F028/SS	2725	3	0.88 0.05	7195 410	6760 385	73 19	72 19	100	1.22
		0.56/0.24	F025/SS	2475	3	0.88 0.05	6535 370	6140 350	67 19	66 19	99	1.33
50738	QHE4x32T8/UNV DIM-TCL	0.96/0.40	F032XP	3000	4	0.88 0.05	10,560 600	9925 565	114 27	110 27	96	0.80
		0.92/0.39	F030/SS	2850	4	0.88 0.05	10,030 570	9430 535	107 26	104 26	96	0.85
		0.82/0.35	F028/SS	2725	4	0.88 0.05	9590 545	9015 510	98 25	95 25	101	0.93
		0.74/0.32	F025/SS	2475	4	0.88 0.05	8710 495	8190 465	91 24	89 24	98	0.99

T8 POWERSENSE®
High Efficiency
Performance Guide

Data based on SYLVANIA OCTRON® lamps shown. QUICKTRONIC® POWERSENSE ballasts are also compatible with other manufacturers equivalent lamp types that meet ANSI specifications, including F17, F25, F32, U-Bend equivalent lamps and SUPERSAVER lamps.

Specifications
Data based on F32T8

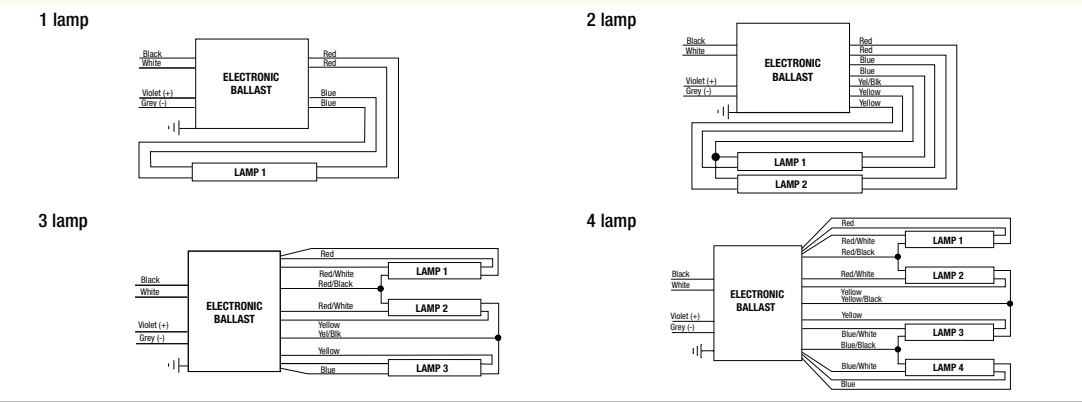
Starting Method: Programmed Rapid Start
Circuit Type: Series
Lamp Frequency: >42 kHz
Lamp CCF: Less than 1.7
Starting Temp: 50°F/10°C minimum for OCTRON T8 lamps
Input Voltage: 120-277V, ±10%
Input Frequency: 50/60 Hz
THD: <10% @ Full Output
Power Factor: >98% @ Full Output
UL Listed Class P, Type 1 Outdoor
CSA or C/UL Certified
70°C Max Case Temperature
FCC 47CFR Part 18 Non-Consumer
Class A Sound Rating
RoHS compliant[†]
ANSI C62.41 Cat. A Transient Protection
Remote mounting (Max. wire length from ballast case to lampholder)
• up to 8ft for full wattage T8s
• no remote mounting for SUPERSAVER
3 Complies with European Union Restriction of Hazardous Substances Directive (Directive EC 2002/95)

POWERSENSE T8 DIM

Products are all 10-pack. Note: Striation might occur with SUPERSAVER lamps.
1 System Efficacy calculation based on lowest input power value.
2 Ballast Efficiency Factor (BEF) shown = (Ballast Factor x 100) divided by Input Power (Note: calculation based on lowest wattage value).

Wiring Diagrams

Output Wiring: Lamp wiring for dimming ballasts can differ significantly from non-dimming ballasts and from other manufacturers dimming ballasts. Take care to connect lamp lead wires as shown on the applicable ballast diagram. **Lamp Seasoning:** For optimal performance, fluorescent lamps may require seasoning for up to 12 hours prior to low temperature starting & low level dimming. Refer to NEMA LSD 23-2002 Lighting Systems Division: Recommended Practice — Lamp Seasoning for Fluorescent Dimming Systems



Control Information

QUICKTRONIC POWERSENSE ballasts are compatible with a wide range of low voltage (0-10VDC) and power line fluorescent controllers available from various manufacturers.
Low Voltage Control Specs: Ballast will source up to 0.5mA for 0-10VDC control purposes. May be wired as a Class 1 or Class 2 circuit-consult Local and National Electrical Codes.
Power Line Control Specs: Specification-grade fluorescent controls are available for 120V or 277V operation of controllable analog electronic fluorescent ballasts. Controls must be suitably rated for both the type (e.g. Fluorescent Phase control) and size (e.g. 600W) of the connected load.

System Life / Warranty

QUICKTRONIC products are covered by the QUICK 60+® warranty, a comprehensive lamp and ballast system warranty. For additional details, refer to the QUICK 60+ warranty bulletin.

Input & Control Wiring Options:



OSRAM SYLVANIA National Customer Service and Sales Center
1-800-LIGHTBULB (1-800-544-4828)
www.sylvania.com

Item Number **50736 QHE 2 x 32T8 / UNV DIM-TC** System Type - DIMMING/Case Size
QUICKTRONIC High Efficiency Line Voltage (120-277V)
Number of Lamps (1, 2, 3, 4) Primary Lamp Wattage

Specifications subject to change without notice.

SYLVANIA, the system solution, OCTRON, XP, SUPERSAVER, POWERSENSE, PROstart, and QUICK 60+ are registered trademarks of OSRAM SYLVANIA Inc. QUICKTRONIC is a registered trademark of OSRAM GmbH.



©2013 OSRAM SYLVANIA