

5/8/2012

**2 Lamp
Standard Ballast Factor
Multi-volt**

Project:	
Catalog#:	
Approved by:	

Electronic Fluorescent Ballast

T12 Rapid Start Series Lamp Operation

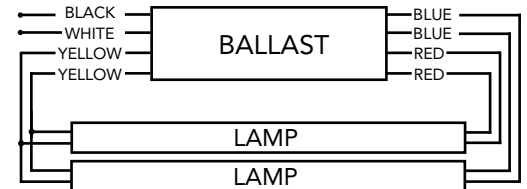
Lamp Type	No. Of Lamps	Lamp Watts	Line Voltage	Ballast Factor	Input Watts	Input Current (amps)	Power Factor	THD	Ballast Efficacy Factor
F40T12*	2	40	120	0.85	72	0.62	0.98	<10%	1.18
	2	40	277	0.85	70	0.26	0.98	<10%	1.21
F34T12	2	34	120	0.85	62	0.55	0.98	<10%	1.37
	2	34	277	0.85	61	0.23	0.98	<10%	1.39
F30T12	2	30	120	0.93	58	0.48	0.98	<10%	1.60
	2	30	277	0.93	56	0.20	0.98	<10%	1.66
F25T12	2	25	120	1.10	70	0.58	0.98	<10%	1.57
	2	25	277	1.10	69	0.24	0.98	<10%	1.59

* Primary Lamp Design

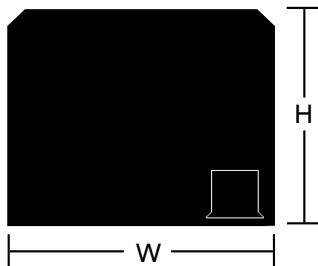
Ballast Specifications

- Ballast shall have a five-year warranty
- Ballast shall be UL certified
- Ballast shall be sound rated Class A
- Ballast shall be Class P Type 1 Outdoor
- Ballast shall have a Lamp Current Crest Factor of <1.7
- Ballast shall meet ANSI Standards C82.11-2005 & C62.41-2001
- Ballast shall meet FCC 18 Non Consumer Limits
- Ballast shall have a lamp operating frequency great than 40kHz
- Ballast shall have a 32°F/0°C minimum lamp starting temperature for primary lamp
- Ballast shall be Rapid Start
- Ballast shall be Series Lamp Operation
- Ballast shall have minimum Power Factor of 98% for primary Lamp operation
- Ballast shall operate within +/- 10% of the ballast specified line voltage at 60 Hz
- Ballast shall have a maximum case hot spot temperature of 70 Celsius


Wiring Diagram



Side Ballast View



Bottom Ballast View



Dimensions

- L: 9.5"
- W: 1.3"
- H: 1.0"
- M: 9.0"

• Specifications are subject to change without notice.