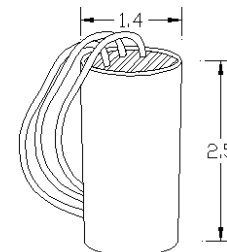
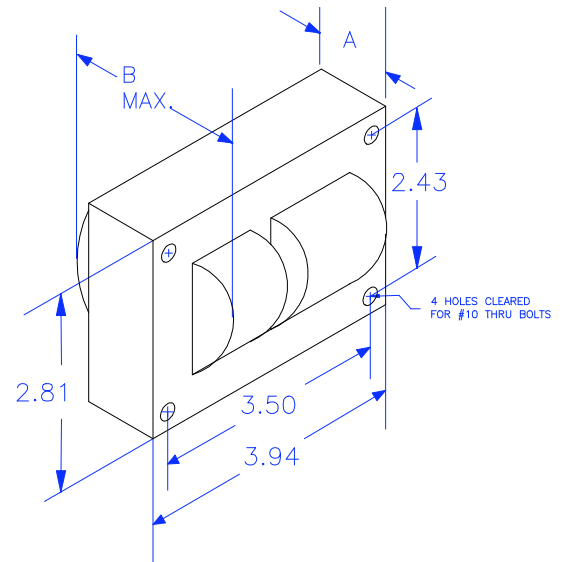
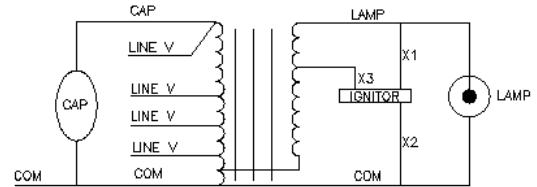




<b>Input Volts</b>		120	208	240	277
<b>Circuit Type</b>	HX-HPF				
<b>Power Factor</b>	.95				
<b>Regulation</b>					
Line Volts	± 5 %				
Lamp Watts	- 8 % + 9 %				
<b>Line Current (Amps)</b>					
Operating		1.59	0.92	0.79	0.67
Open Circuit		3.55	2.05	1.75	1.55
Starting		1.60	0.85	0.75	0.70
Recommended Fuse		10	5	5	4
<b>UL Temperature Ratings</b>					
Insulation Class	H (180°C)				
Coil Temperature Code	B	B	B	B	B
Benchtop Coil Rise Primary	< 80	< 80	< 80	< 80	< 80
Benchtop Coil Rise Secondary	< 80	< 80	< 80	< 80	< 80
<b>Input Watts</b>		183	184	184	184
<b>NOM Open Circuit Volts</b>	280				
<b>Current Crest Factor</b>	1.52				
<b>Input Voltage at Lamp Dropout</b>		80	130	150	180
<b>Min Ambient Starting Temp.</b>	-20F -30°C				
<b>High Potential Test (Volts)</b>					
1 Minute	1650				
1 Second	2000				
<b>Open Circuit Voltage Test (Volts)</b>					
Open Circuit Voltage	250 - 310				
Input Current	min	2.65	1.55	1.35	1.15
	max	4.45	2.55	2.20	1.95
<b>Short Circuit Current Test (Amps)</b>					
Secondary Current	2.05 - 2.55				
Input Current	min	1.25	0.70	0.60	0.55
	max	2.10	1.20	1.05	0.90
<b>Core and Coil Specifications</b>					
Dimension A"	2.3				
Dimension B"	3.75				
Weight (lbs.)	7				
Lead Lengths (in)	12				
<b>Capacitor Specifications</b>					
Microfarads	16				
Volts (min.)	280				
	<b>Oval OIL Filled DRY Film</b>				
Case Size (in.)	1.25 1.5				
Height ( in.)	3.13 3.23				
Temp Rating °C	90 100				
<b>Starter Specifications</b>					
Model Number	ST1001				
BTL	10				
Temp Rating °C	105				

Wiring Diagram



Starter Case Drawing

1090-912001-001

Rev. Date: 1/30/2009

Test Ref.: 20041203A

**Specifications subject to change without notice.**

**Howard Industries, Inc. Ballast Products Division P.O. Box 1590 Laurel, MS 39441**

**Phone: 1-800-956-3456**

**Fax: (601) 422-1652**

**www.howard-ballast.com**